

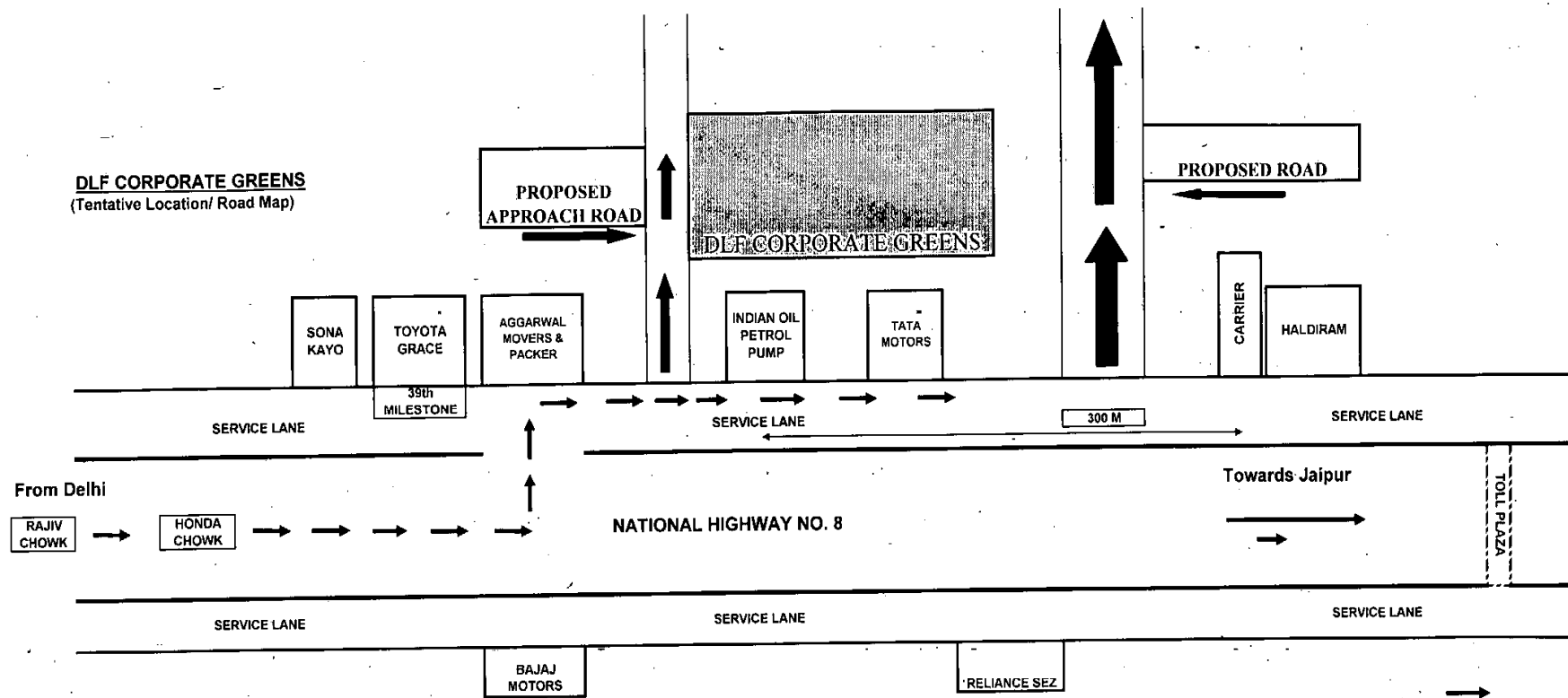


DLF CORPORATE GREENS

SEC 74A, GURGAON



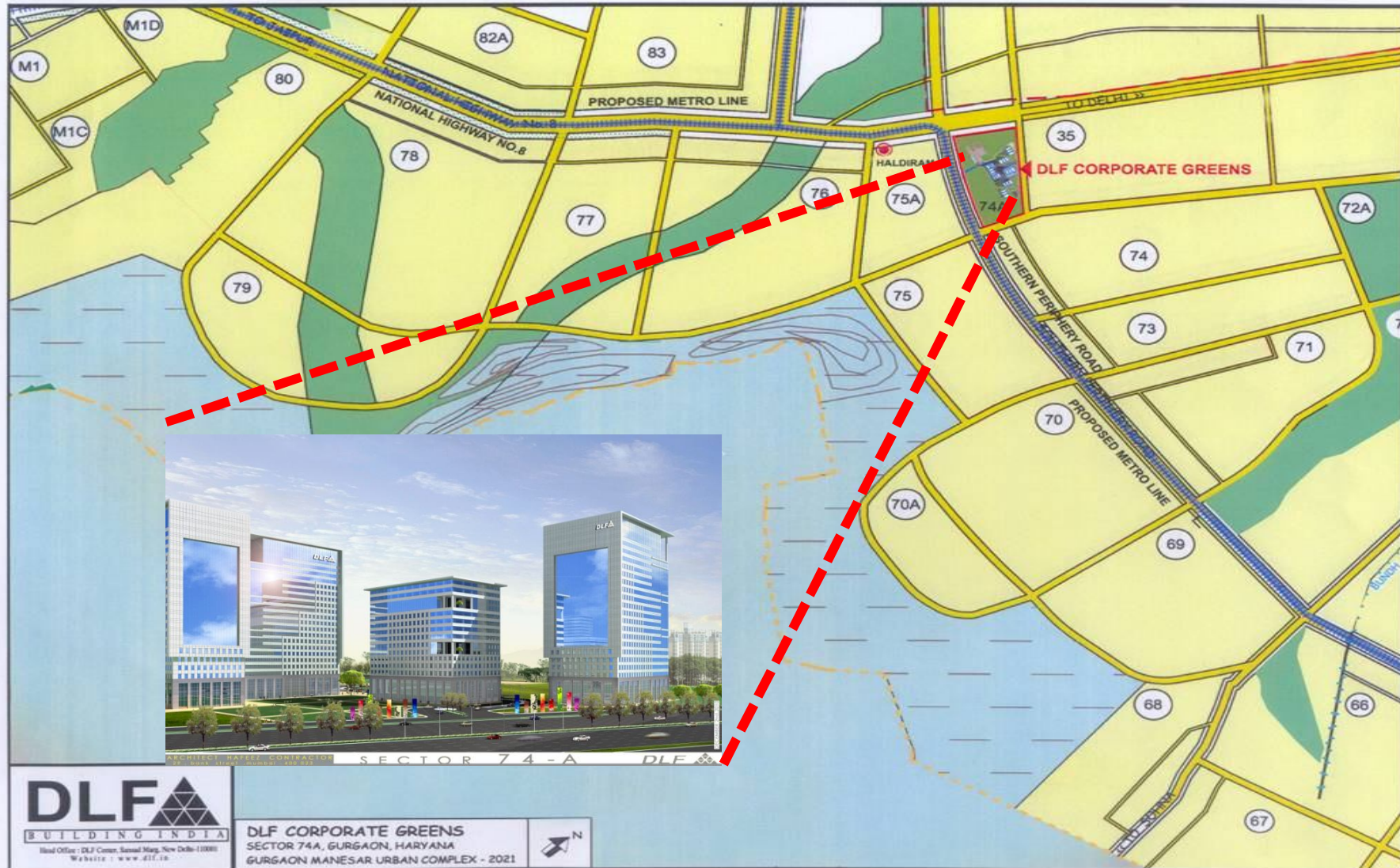
LOCATION MAP



DISTANCE PROXIMITY (APPROX.):

DHAULA KAUN	30 KMS
IFFCO CHOWK	11 KMS
RAJIV CHOWK	7 KMS
HONDA CHOWK	3 KMS

LOCATION MAP



Salient Features

- Ample Car Parking Area
- 100% power back up (n+1 redundancy)
- Centrally air-conditioned with energy efficient chillers
- 24 hrs security surveillance
- High speed elevators
- Seismic design complaint as per zone
- Modern fire detection, suppression systems with sprinklers, fire/smoke detectors.

Corporate Greens

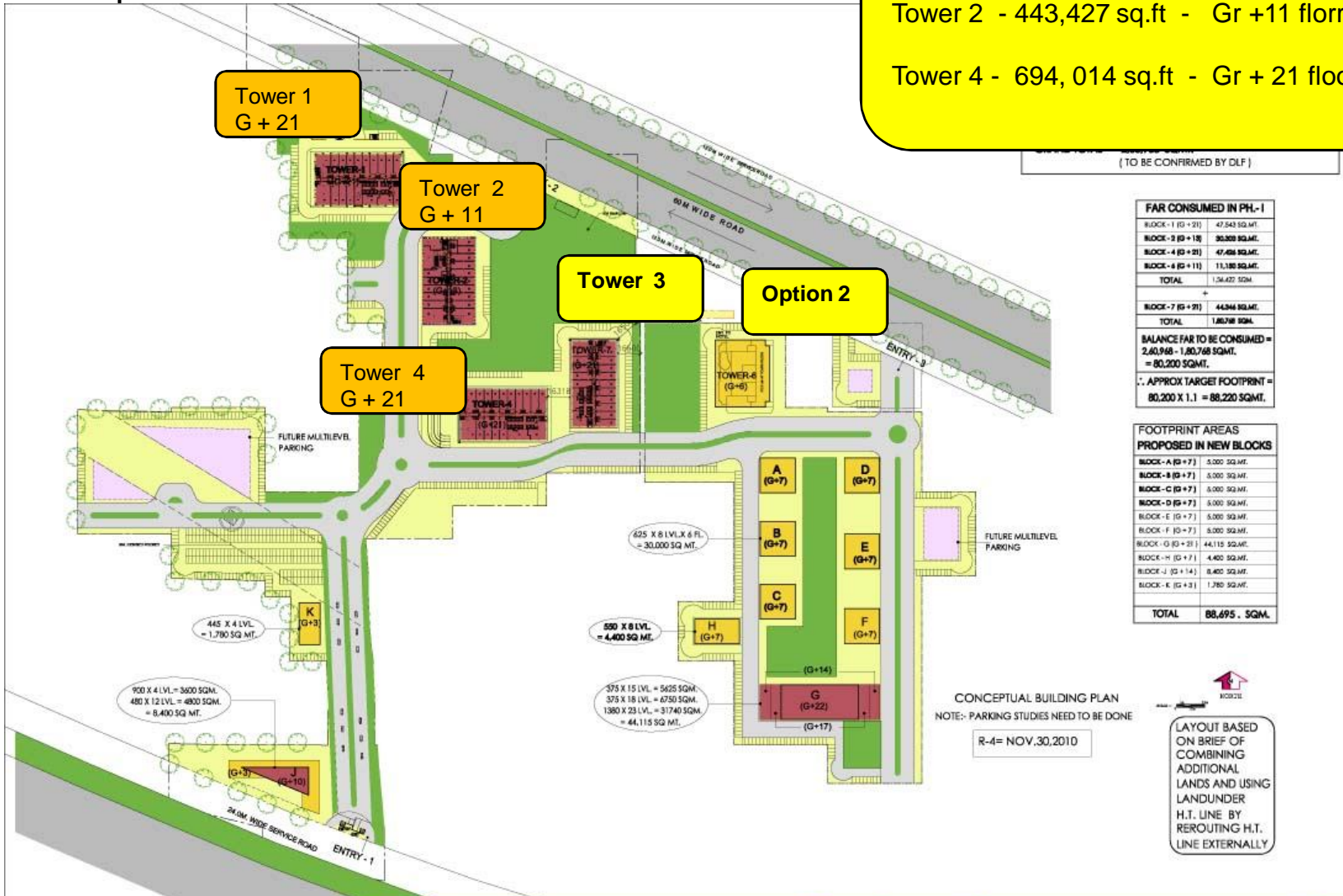
Perspective View – 4 Towers

Area Statement

Tower 1 - 695,725 sq.ft – Gr + 21 floors

Tower 2 - 443,427 sq.ft - Gr +11 floors

Tower 4 - 694, 014 sq.ft - Gr + 21 floors



FAR CONSUMED IN PH.- I	
BLOCK - 1 (G + 21)	47,543 SQ.MT.
BLOCK - 2 (G + 18)	30,300 SQ.MT.
BLOCK - 4 (G + 21)	47,484 SQ.MT.
BLOCK - 8 (G + 11)	11,180 SQ.MT.
TOTAL	1,34,427 SQ.M.
+	
BLOCK - 7 (G + 21)	44,944 SQ.MT.
TOTAL	1,80,788 SQ.M.
BALANCE FAR TO BE CONSUMED =	
2,40,968 - 1,80,788 SQ.MT.	
= 80,200 SQ.MT.	
∴ APPROX TARGET FOOTPRINT =	
80,200 X 1.1 = 88,220 SQ.MT.	

FOOTPRINT AREAS PROPOSED IN NEW BLOCKS	
BLOCK - A (G + 7)	5,000 SQ.MT.
BLOCK - B (G + 7)	5,000 SQ.MT.
BLOCK - C (G + 7)	5,000 SQ.MT.
BLOCK - D (G + 7)	5,000 SQ.MT.
BLOCK - E (G + 7)	5,000 SQ.MT.
BLOCK - F (G + 7)	5,000 SQ.MT.
BLOCK - G (G + 21)	44,115 SQ.MT.
BLOCK - H (G + 7)	4,400 SQ.MT.
BLOCK - J (G + 14)	8,400 SQ.MT.
BLOCK - K (G + 3)	1,780 SQ.MT.
TOTAL	88,695 . SQ.M.

CONCEPTUAL BUILDING PLAN
NOTE:- PARKING STUDIES NEED TO BE DONE
R-4= NOV.30.2010

LAYOUT BASED ON BRIEF OF COMBINING ADDITIONAL LANDS AND USING LAND UNDER H.T. LINE BY REROUTING H.T. LINE EXTERNALLY

Corporate Greens

Perspective View – 4 Towers



The New proposed Plans for Corporate
Greens
Sector 74 A

